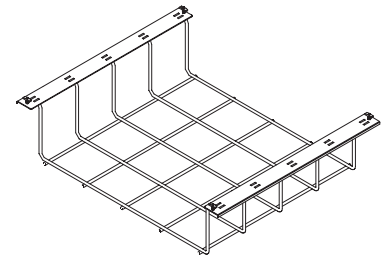
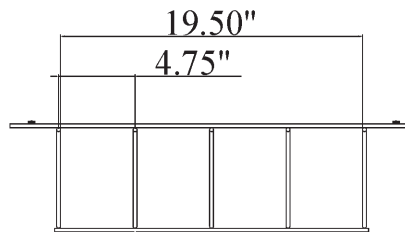

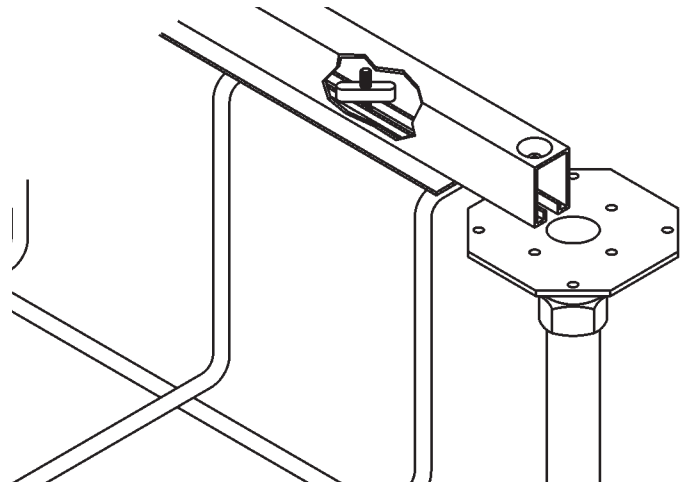
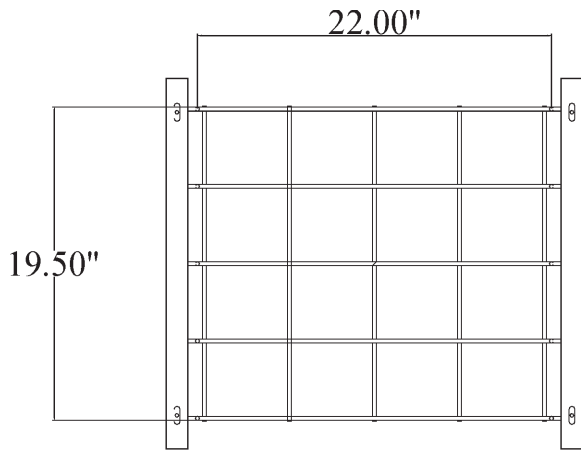


# CM 301 Series - Cam-Loc™ SNAKE CANYON®



Part Number	Loading Dimensions		Cable Capacity		Wt	Finish
	Depth (A)	Width (D)	Physical	Volume		
CM 301-2-CAM	2"	22"	44si	470	4.5#	PG/PC
CM 301-4-CAM	4"	22"	88si	940	5.5#	PG/PC
CM 301-6-CAM	6"	22"	132si	1400	6.5#	PG/PC
CM 301-8-CAM	8"	22"	176si	1880	8.0#	PG/PC
CM 301-12-CAM	12"	22"	264si	2820	9.5#	PG/PC

50% FILL AS PER NEC ARTICLE 392.9B .25 OD

Snake Canyon® Cam-Loc is for use on any general installation or where adjacent tiles can not be removed or when bridging under equipment racks and cabinets. Can be used on any stringer type that utilizes an open bottom box type design. The spring tensioned cam is inserted inside the stringer through the bottom slot and tightened with an allen wrench. The tightened cam creates a mechanical connection between the Snake Canyon® basket and raised floor stringer. Available in straight sections, turning components and half sections.



Snake Tray® and Snake Canyon® products are covered by one or more of the following patents: #6,637,704, #6,637,165, #6,463,704, #6,460,812, #6,449,912, #6,361,000, #6,347,493, #6,019,323, #5,953,870, #5,839,702 and AUS #737,813. Other US and Foreign Patents Pending.

800-308-6788 • info@snaketray.com • www.snaketray.com