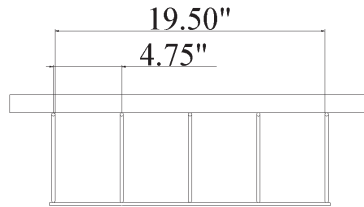
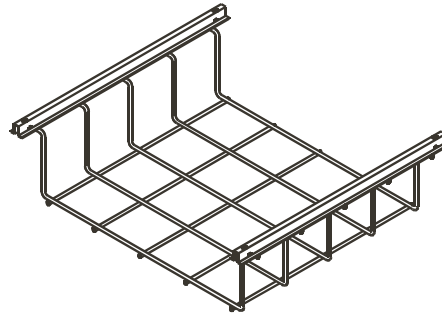
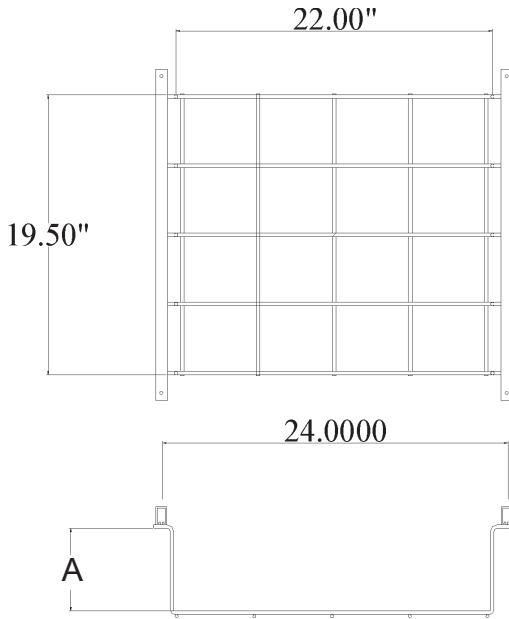


# CM 301 Series - Traditional SNAKE CANYON®

-XX IN PART # DENOTES  
DIFFERENT TYPE OF STRINGER



Stringer	Floor Mfgr
A1	C-TEC
A2	TATE
A3	DONN/SNAP-ON
A4	WACO/101
A5	TATE/WOOD COPE
A6	UNKNOWN
A7	TATE
A8	C-TEC/PSL-1
A9	DONN/BOLTED
A10	TATE/MARK 20/30
A11	TATE MODEL 801
A12	TATE/#2989
A13	MAXCESS/BG-2
A14	MAXCESS
A15	CUSTOM
A16	CUSTOM/WDW
A17	MAXACCESS/WC5000
A18	CUSTOM
A19	TATE/HEAVY DUTY
A20	CUSTOM
A21	INTERFACE AR/ATLANTIC
A22	TATE/S-707 BOLTED
A23	DONN/LOW PROFILE
A24	CUSTOM
A25	CUSTOM TATE 802
A26	COMPUTER ENVIRONMENTS
A27	COMPUTER ENVIRONMENTS
A28	TATE UK
A29	UNKNOWN
A30	UNKNOWN
A31	WESTINGHOUSE
A32	SEVERN
A33	SEVERN
A34	ASM MODULAR SYSTEMS
A35	UNKNOWN
A36	UNKNOWN CUSTOM
A37	CUSTOM
A38	DONN
A39	FSF FLOORS
A40	CAMINO WOOD CORE

Part Number	Loading Dimensions		Cable Capacity		Wt	Finish
	Depth (A)	Width (D)	Physical Volume			
CM 301-2-X	2"	22"	44si	470	4.5#	PG/PC
CM 301-4-X	4"	22"	88si	940	5.5#	PG/PC
CM 301-6-X	6"	22"	132si	1400	6.5#	PG/PC
CM 301-8-X	8"	22"	176si	1880	8.0#	PG/PC
CM 301-12-X	12"	22"	264si	2820	9.5#	PG/PC

50% FILL AS PER NEC ARTICLE 392.9B .25 OD

Snake Canyon® is a modular cable tray system that integrates the structural elements of a raised access floor with a high capacity cable tray into one easy to install drop-in element. The Snake Canyon component when installed becomes an integral part of the floor structure. Simply remove the necessary floor tiles, two parallel stringers, then drop-in the Snake Canyon® basket.



Snake Tray® and Snake Canyon® products are covered by one or more of the following patents: #6,637,704, #6,637,165, #6,463,704, #6,460,812, #6,449,912, #6,361,000, #6,347,493, #6,019,323, #5,953,870, #5,839,702 and AUS #737,813. Other US and Foreign Patents Pending.

800-308-6788 • info@snaketray.com • www.snaketray.com